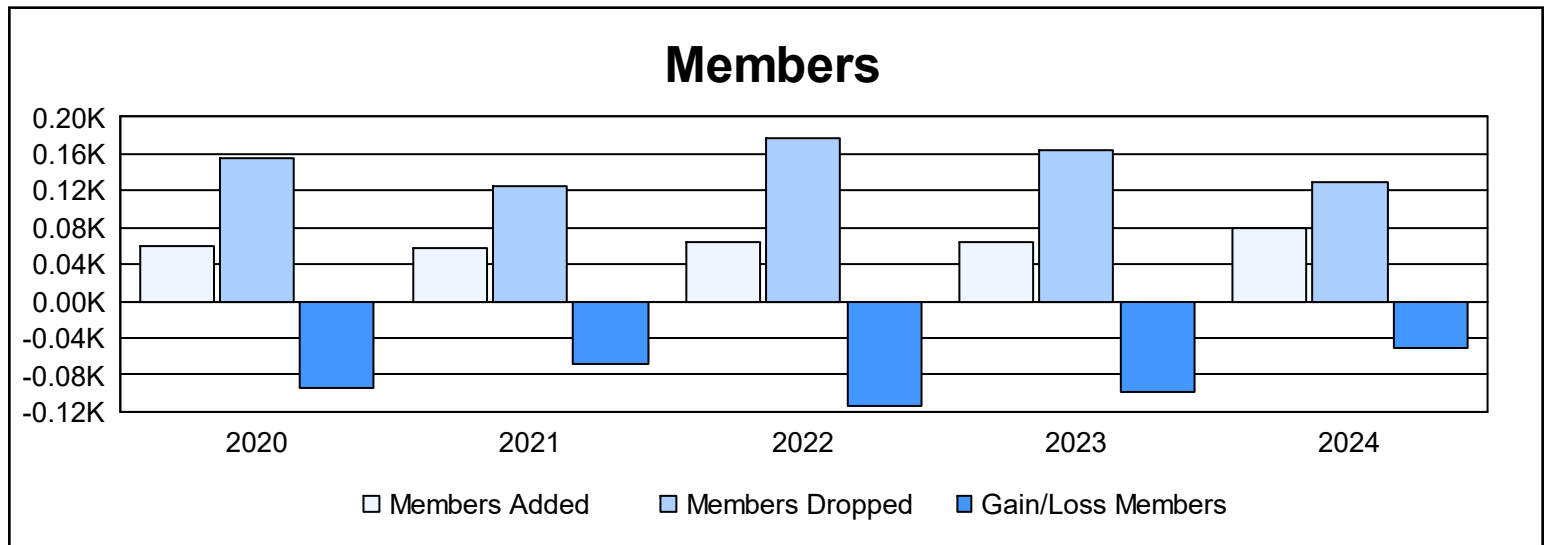
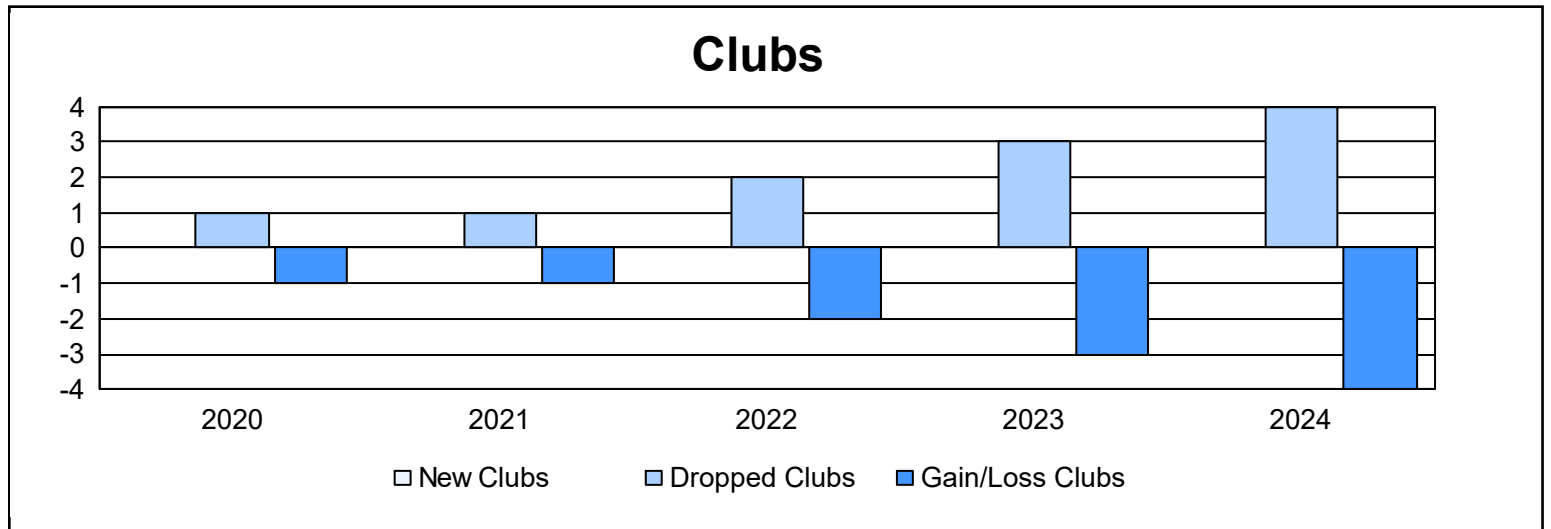
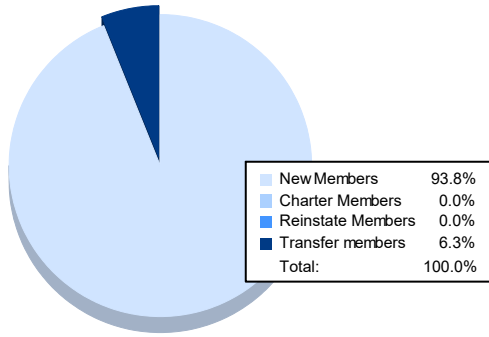


| Year | New Clubs | Dropped Clubs | Gain/ Loss Clubs | New Members | Charter Members | Reinstate Members | Transfer Members | Total Member Added | Total Members Dropped | Gain/ Loss Members |
|----------------|-----------|---------------|------------------|-------------|-----------------|-------------------|------------------|--------------------|-----------------------|--------------------|
| 2019-2020 | 0 | 1 | -1 | 53 | 3 | 0 | 4 | 60 | 155 | -95 |
| 2020-2021 | 0 | 1 | -1 | 49 | 0 | 1 | 7 | 57 | 126 | -69 |
| 2021-2022 | 0 | 2 | -2 | 49 | 2 | 0 | 13 | 64 | 177 | -113 |
| 2022-2023 | 0 | 3 | -3 | 55 | 0 | 3 | 6 | 64 | 163 | -99 |
| 2023-2024 | 0 | 4 | -4 | 75 | 0 | 0 | 5 | 80 | 130 | -50 |
| Average | 0 | 2 | -2 | 56 | 1 | 1 | 7 | 65 | 150 | -85 |



Membership Composition June 2024 Cumulative



Gender Composition June 2024 Cumulative

